



High Definition Series
napoleonfireplaces.com

NAPOLEON

The High Definition Series Gas Fireplaces. Extensive Options.

The High Definition Series includes five different models that provide a wide range of heat output and a seemingly endless amount of customization decisions.

The High Definition 35, 40, X 40 and 46 fireplaces come with an exclusive PHAZER® logset that can be enhanced or changed out with glass media, driftwood logs or a stunning rock kit to change the style. The High Definition 81 has a choice between the PHAZER® logset, a Topaz CRYSTALLINE™ ember bed and a River Rock media burner.

The X 40 model provides the design options and allure of the High Definition Series while boasting higher heat with ceramic glass, ensuring an option for everyone.





High Definition 35

Direct Vent Fireplace



HD35

Up to 25,000 BTU's

41" h x 35 1/4" w x 21 7/8" d

Available in natural gas and propane

See page 9 - 11 for additional fronts, surrounds and accessory options.




The High Definition 35 shown with MIRROR-FLAME™ Porcelain Reflective Radiant Panels.

For more detailed specifications on this unit, see page 14

High Definition 40

Direct Vent Fireplace



HD40

Up to 27,000 BTU's

41" h x 40 1/4" w x 21 7/8" d


Available in natural gas and propane

See page 9 - 11 for additional fronts, surrounds and accessory options.



High Definition X 40

Direct Vent Fireplace



HDX40

Up to 40,000 BTU's

41" h x 40 1/2" w x 21 7/8" d

Available in natural gas and propane

See page 9 - 11 for additional fronts, surrounds and accessory options.



High Definition 46

Direct Vent Fireplace



HD46

Up to 30,000 BTU's

41" h x 46 1/4" w x 21 7/8" d

Available in natural gas and propane

See page 9 - 11 for additional fronts, surrounds and accessory options.



High Definition 81

Direct Vent Fireplace



HD81

Up to 60,000 BTU's

40 1/4" h x 54 1/4" w x 28 3/4" d

See Thru Clean Face Design

Available in natural gas and propane

See page 9 - 11 for additional accessory options.



Burners

For the High Definition 35, 40, X 40 & 46



High Definition 35 & 40 PHAZER® Log Set



High Definition 46 PHAZER® Log Set




High Definition X 40 PHAZER® Log Set


For the High Definition 81



High Definition 81 Topaz CRYSTALINE™ Ember Bed Burner




High Definition 81 PHAZER® Log Set Burner



High Definition 81 River Rock Media Burner

Surrounds & Decorative Fronts

For the High Definition 35, 40, X 40 & 46



Classic Resolution Front in Black

Also available with brushed nickel or brushed copper overlays



Black Straight Accent Bars on Classic Resolution Front

Also available with brushed nickel or brushed copper overlays



Black Curved Accent Bars on Classic Resolution Front

Also available with brushed nickel or brushed copper overlays

Decorative Panels

For all High Definition models



MIRRO-FLAME® Porcelain Reflective Radiant Panels



Sandstone Decorative Brick Panels



Newport® Deluxe Decorative Brick Panels - HDX40 ONLY

Media Options

For all High Definition models



Glass Media Kit – Clear



Glass Media Kit – Red



Glass Media Kit – Black



Glass Media Kit – Amber



Glass Media Kit – Blue



Glass Media Kit – Topaz

For the High Definition 35, 40, X 40 & 46



Beach Fire Kit, comes with Four Driftwood Logs



Mineral Rock Kit, comes with rocks in a variety of shapes, sizes and colors

Decorative media options allow you to change the look and feel of your fireplace.


For a modern feel replace your logset with glass and cast mesmerizing reflections across the entire firebox.

Imitate picturesque natural landscapes with Beach Fire driftwood logs combined with Mineral Rocks.

Features

For the High Definition 35, 40, X 40 & 46

- Realistic **PHAZER**® log set, rich in color and detail, provide a real wood log appearance
- Advanced burner technology with glowing ember bed, produces the most realistic flames in the industry
- Fuel saving electronic ignition with battery back up and built-in adjustable flame/heat control
- Convenient, pivoting, heat resistant glass door radiates heat back into the room
- Back-up control system ensures reliable use, even during power failures
- Safety Screen Included
- Optional **MIRRO-FLAME**™ Porcelain Reflective Radiant Panels echo flames throughout the firebox
- Optional decorative Sandstone brick panels
- Optional river rock media tray with satin chrome decorative fender, easily transforms your fireplace into a more contemporary style
- Optional decorative andirons in traditional painted black



MIRRO-FLAME™ Porcelain Reflective Radiant Panels

Fuel saving electronic ignition

Safety Barrier Screen

Overlay and Accent Bars

Endless Media Configurations



Profile II Remote Control (Standard with High Definition X 40)




Remote Controls, On/Off with Digital Screen

Features

For the High Definition 81

- **SEE THRU** clean face design
- Innovative, split burner system produces beautiful **YELLOW DANCING FLAMES**
- Choice of traditional **PHAZER**® logs, **CRYSTALLINE**® crystals or River Rock ember beds
- Dual **NIGHT LIGHT**™ system illuminates the ember bed and firebox while gently adding a glow to the room, even when the fireplace is off
- Fuel saving electronic ignition with battery back-up
- Convenient remote, controlling the flame, blower and **NIGHT LIGHT**™ comes standard with the unit
- Back-up control system ensures reliable use, even during power failures
- Safety Screen Included
- Optional **MIRRO-FLAME**™ Porcelain Reflective Radiant Panels or decorative Sandstone Panels

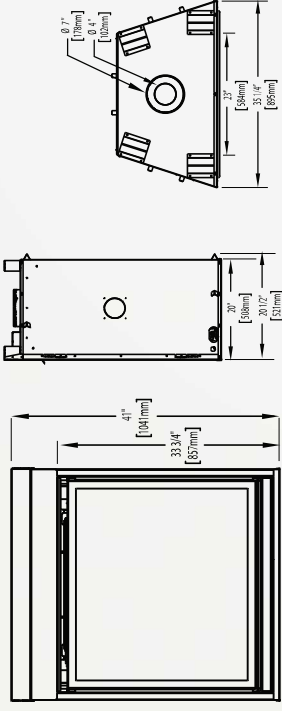


Dimensions & Specifications

High Definition 35

Shown on page 4

*Fronts/Surrounds may change unit dimensions



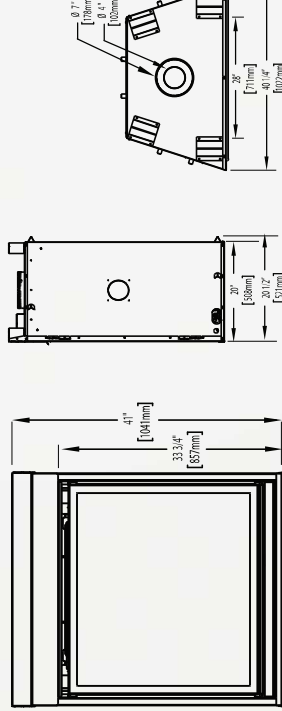
Model	BTU's (Input)		Venting 4" x 7"	Height		Front Width		Depth		Glass Type	Glass Size		Glass Area (sq. in.)	Efficiencies			Blower	Mobile Home Certified	Electronic Ignition
	Natural Gas	Propane		Actual	Framing	Actual	Framing	Actual	Framing		EnerGuide	AFUE		Steady State	Height	Width			
HD35	25,000	25,000	Top	Actual 41"	Framing 41 1/4"	Actual 35 3/4"	Framing 35 3/4"	Actual 20 1/2"	Framing 22 1/4"	Tempered	Actual 28 1/4"	Width 31 1/4"	879	63.3%	64.4%	82.1%	Optional	Yes	Yes

Certified under Canadian and American National Standards.

High Definition 40

Shown on page 5

*Fronts/Surrounds may change unit dimensions



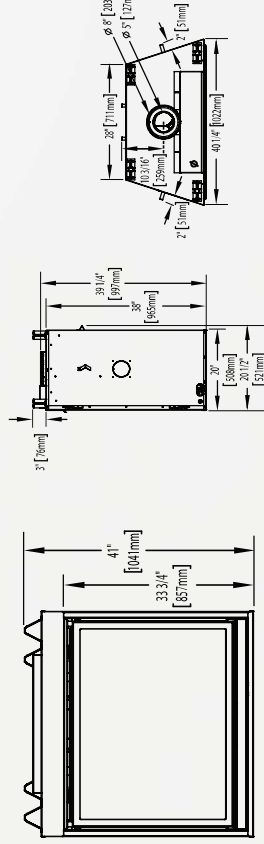
Model	BTU's (Input)		Venting 4" x 7"	Height		Front Width		Depth		Glass Type	Glass Size		Glass Area (sq. in.)	Efficiencies			Blower	Mobile Home Certified	Electronic Ignition
	Natural Gas	Propane		Actual	Framing	Actual	Framing	Actual	Framing		EnerGuide	AFUE		Steady State	Height	Width			
HD40	27,000	27,000	Top	Actual 41"	Framing 41 1/4"	Actual 40 3/4"	Framing 40 3/4"	Actual 20 1/2"	Framing 2 1/4"	Tempered	Actual 28"	Width 36"	1008	64.3%	65.6%	76.3%	Optional	Yes	Yes

Certified under Canadian and American National Standards.

High Definition X40

Shown on page 6

*Fronts/Surrounds may change unit dimensions



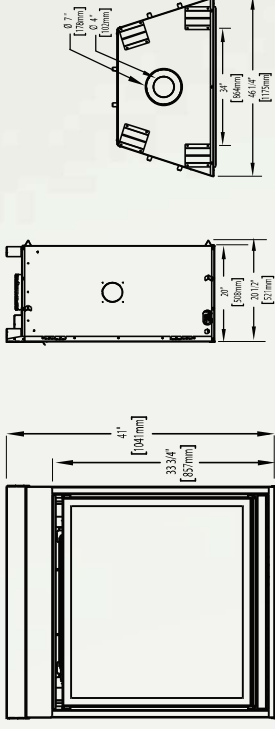
Model	BTU's (Input)		Venting 5" x 8"	Height		Front Width		Depth		Glass Type	Glass Size		Glass Area (sq. in.)	Efficiencies			Blower	Mobile Home Certified	Electronic Ignition
	Natural Gas	Propane		Actual	Framing	Actual	Framing	Actual	Framing		EnerGuide	AFUE		Steady State	Height	Width			
HDX40	40,000	36,000	Top	Actual 41"	Framing 41 1/4"	Actual 40 3/4"	Framing 40 3/4"	Actual 20 1/2"	Framing 22 1/4"	Ceramic	Actual 28"	Width 36"	1008	77.06%	59.5%	61.5%	Optional	Yes	Yes

Certified under Canadian and American National Standards.

High Definition 46

Shown on page 7

*Fronts/Surrounds may change unit dimensions



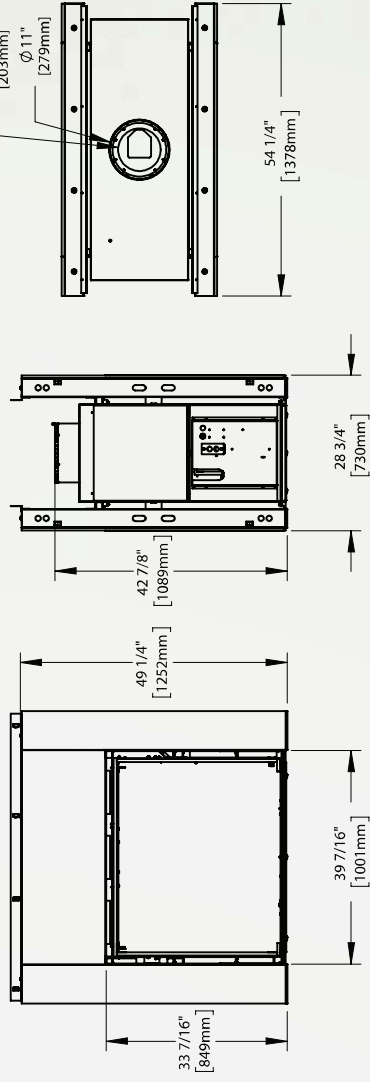
Model	BTU's (Input)		Venting 4" x 7"	Height		Front Width		Depth		Glass Type	Glass Size		Glass Area (sq. in.)	Efficiencies			Blower	Mobile Home Certified	Electronic Ignition
	Natural Gas	Propane		Actual	Framing	Actual	Framing	Actual	Framing		EnerGuide	AFUE		Steady State	Option	Yes			
HD46	30,000	30,000	Top	41"	41 1/2"	46 3/4"	46 3/4"	20 1/2"	22 1/4"	Tempered	28"	42"	1176	65.1%	67.7%	79.2%	Optional	Yes	Yes

Certified under Canadian and American National Standards.

High Definition 81

Shown on page 8

*Fronts/Surrounds may change unit dimensions



Model	BTU's (Input)		Venting 8" x 11"	Height		Front Width		Depth		Glass Type	Glass Size		Glass Area (sq. in.)	Efficiencies			Blower	Mobile Home Certified	Electronic Ignition
	Natural Gas	Propane		Actual	Framing	Actual	Framing	Actual	Framing		EnerGuide	AFUE		Steady State	Option	Yes			
HD81	60,000	50,000	Top	49 1/4"	49"	54 1/4"	54 1/2"	28 3/4"	27 5/8"	Ceramic	33 7/8"	39 3/4"	1312	65%	68%	67%	Optional	Yes	Yes

Certified under Canadian and American National Standards.




NAPOLEON - CELEBRATING OVER 40 YEARS OF HOME COMFORT PRODUCTS



24 Napoleon Road, Barrie, Ontario, Canada L4M 0G8
103 Miller Drive, Crittenden, Kentucky, USA 41030
7200 Trans Canada Highway, Montreal, Quebec, Canada H4T 1A3

Tel: 705-721-1212 Fax: 705-722-6031
napoleonfireplaces.com

Authorized Dealer



Consult your owner's manual for complete installation instructions and proper clearances to combustible materials. Check all local and national building codes and gas regulations. All specifications are subject to change without prior notice due to on-going product improvements. Products may not be exactly as shown. Flame height and activity is influenced by varying vent configurations and may not appear as shown. Napoleon is a registered trademark of Wolf Steel Ltd. © Wolf Steel Ltd. EnerGuide - A Canadian efficiency standard based on frequent, short start-up and cool-down cycles. All appliances sold in Canada are subject to the EnerGuide rating system. AFUE - A US efficiency standard (Department of Energy) based on extended on/off cycles, more typical of fireplace usage. Steady State - Reflects the highest possible overall heating efficiency. Product images may vary due to safety barrier regulations coming into effect January 2015.