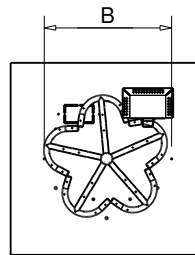
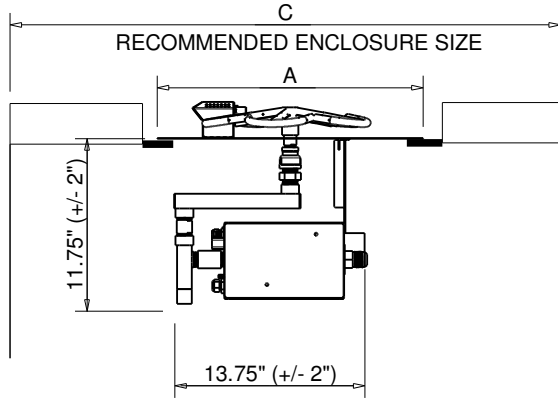


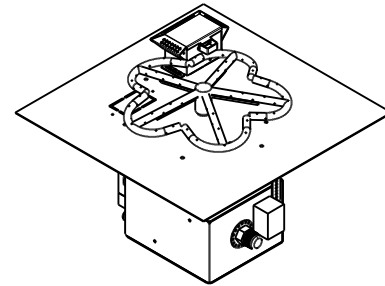


**Hearth Products Controls Co**  
**CSA CERTIFIED-OUTDOOR USE ONLY**  
**FOR COMMERCIAL AND RESIDENTIAL USE**

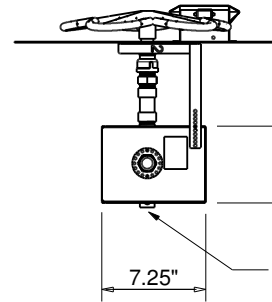
HEARTH PRODUCTS CONTROLS  
 3050 PLAINFIELD RD.  
 KETTERING, OH 45432  
 TOLL FREE: 1-877-433-7001  
 PHONE: (937) 433-7000  
 FAX: (937) 433-0704  
 www.hpcfire.com



PLAN VIEW



ISOMETRIC VIEW



SIDE ELEVATION

AVAILABLE IN:

- 120VAC OR 24VAC
- On/Off OR Hi/Low

MATERIAL: 304 STAINLESS STEEL

Hi/Lo MODELS HAVE A 40% REDUCTION IN BTU ON LOW SETTING

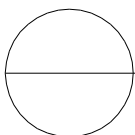
PART NUMBERS	STND BTU	DIMENSION CHART		
		A"	B"	C"
18FSSEI-SQ	65K	18	12	54
24FSSEI-SQ	125K	24	18	54
30FSSEI-SQ	200K	30	24	54
36FSSEI-SQ	250K	36	30	72
42FSSEI-SQ	400K	42	36	80

Notes:

1. PROPER VENTING
  - ENCLOSURES: Recommend 4 each 18 sq.in. vents on opposing sides (Minimum 2 each 18 sq.in. vents).
  - BOWLS (Copper, concrete or metal) - Bowl to be raised above mounting surface minimum of 3/4" gap; Bowl to have a minimum of 6" diameter hole in bottom
2. GAS SUPPLY - FOR USE WITH FIXED PIPING SYSTEMS ONLY - NOT FOR USE WITH SMALL TANKS.
  - Natural Gas: Operating Supply Pressure: Minimum: 6.0" W.C.; Maximum: 7.0" W.C.
  - LP Gas: Operating Supply Pressure: Minimum: 10.0" W.C.; Maximum: 11.0" W.C.

IMPORTANT: Ensure any flex line that may be used from the permanent main fuel supply to the product is rated to the stated max btu of the product and certified to ANSI Z21.75\*CSA 6.27.

5. MODIFICATION OF PRODUCT WILL VOID ANY CERTIFICATION AND WARRANTY.
6. FOLLOW ALL MANUFACTURER INSTALLATION INSTRUCTIONS AND LOCAL CODES.
7. ALL DIMENSIONS ARE CONSIDERED TRUE AND REFLECT MANUFACTURER'S SPECIFICATIONS AS OF THE REVISION DATE.
8. DO NOT SCALE DRAWING.
9. THESE DRAWINGS ARE FOR SIZING AND PLANNING PURPOSES. ALL INFORMATION CONTAINED HEREIN WAS CURRENT AT THE TIME OF DEVELOPMENT. THE MANUFACTURER'S RESPONSIBLE FOR THE ACCURACY OF THE DRAWING.
10. CONTRACTOR'S NOTE: FOR PRODUCT AND COMPANY INFORMATION VISIT [www.CADdetails.com/info](http://www.CADdetails.com/info) REFERENCE NUMBER 771-047.



ELECTRONIC IGNITION

EI SQUARE PAN- FLAME SENSING WITH ELECTRONIC HOT SURFACE IGNITION