

## PLATINUM SMART-HEAT™ GAS

---

The Platinum Smart-Heat™ Gas heater series spreads heat and comfort evenly in all areas, with a soft and soothing red glow. Built with pure premium materials and designed with elegance, there is no compromise on performance, reliability and beauty.



500 SERIES



300 SERIES

# SPECIFICATIONS

Reference the specification guide below to help you select the correct solution for your needs.

MODEL NUMBER	300 SERIES	500 SERIES
FUEL TYPE	LPG   NG	LPG   NG
COLOR	BLACK	BLACK
HEAT AREA	160FT	215FT
RATED CURRENT	110V/2A	110V/2A
MINIMUM FLOOR CLEARANCE	96"	96"
OUTPUT	23,600 BTU	39,800 BTU

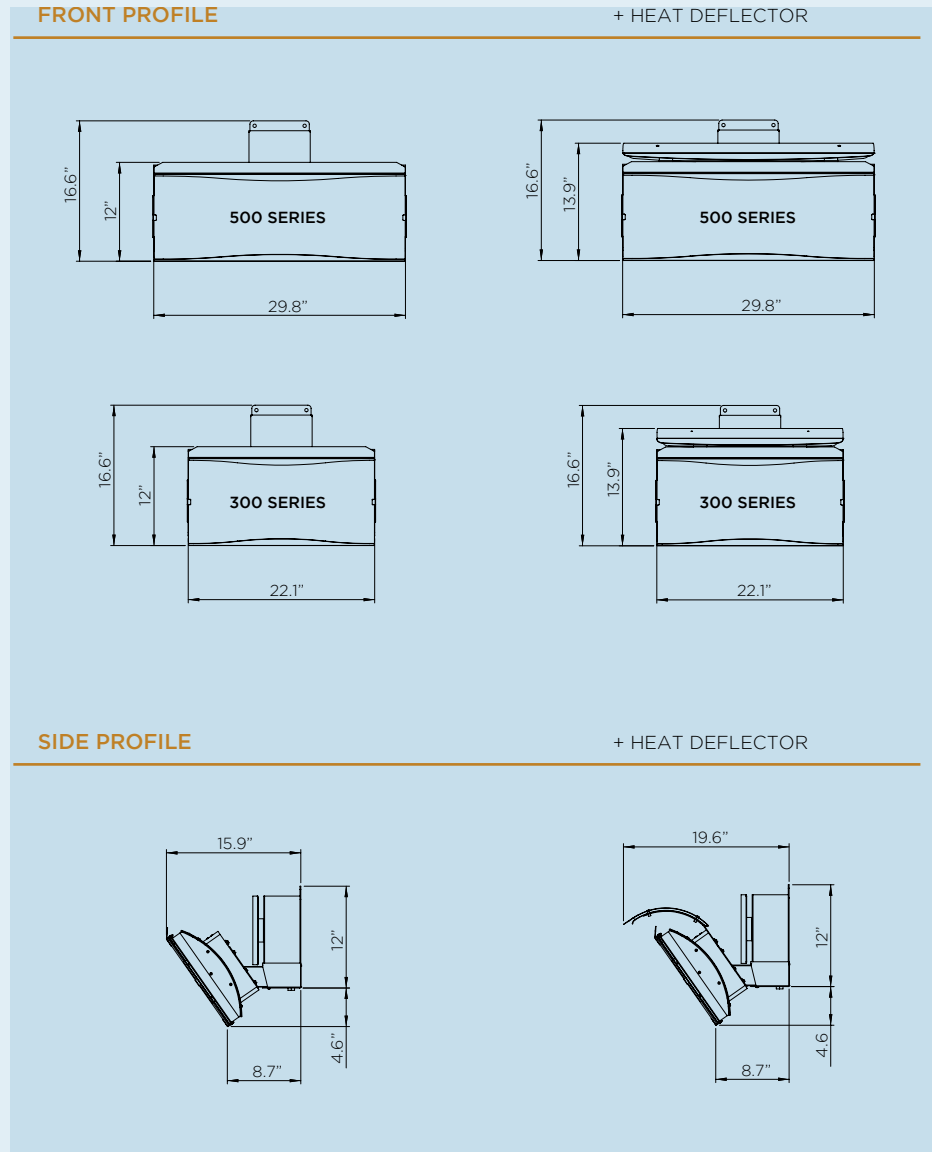
MOUNTING OPTIONS	300 SERIES	500 SERIES
CEILING MOUNT	✓	✓
WALL MOUNT	✓	✓
RECESSED   FLUSH MOUNT	-	-
CEILING POLE MOUNT	✓	✓
FREESTANDING	-	-

CONTROL OPTIONS	300 SERIES	500 SERIES
ON   OFF	✓	✓
DIMMER	-	-
MASTER REMOTE *	-	-

Measurements displayed within this document are minimum requirements for installation. Bromic takes no responsibility for incorrect or non-compliant installations. All measurement in this document are displayed in inches.

# DIMENSIONS

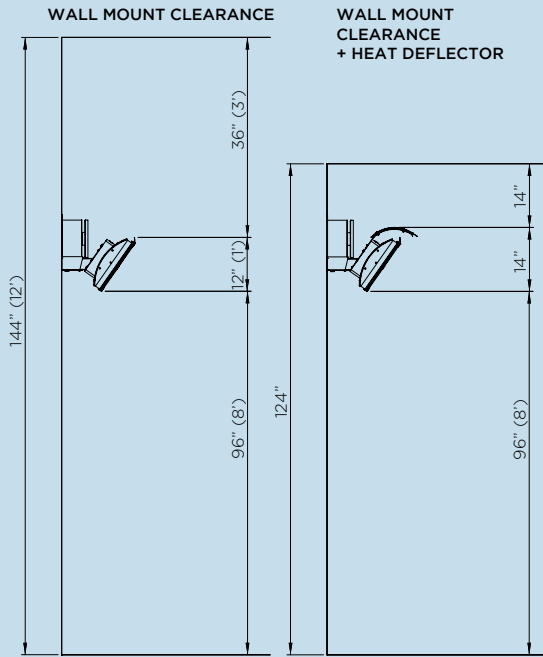
With a wide range of sizes available, find the ideal heater to suit your outdoor space.



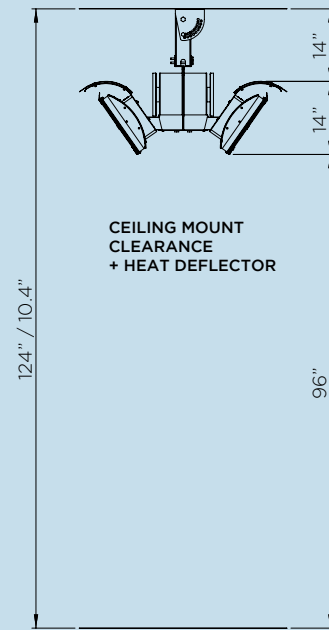
# MOUNT OPTIONS

With a wide array of mounting options, Bromic offers solutions to compliment any décor and provide functionality for ambiance and comfort.

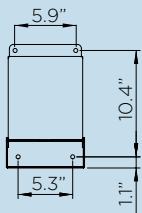
## WALL MOUNT



## CEILING MOUNT



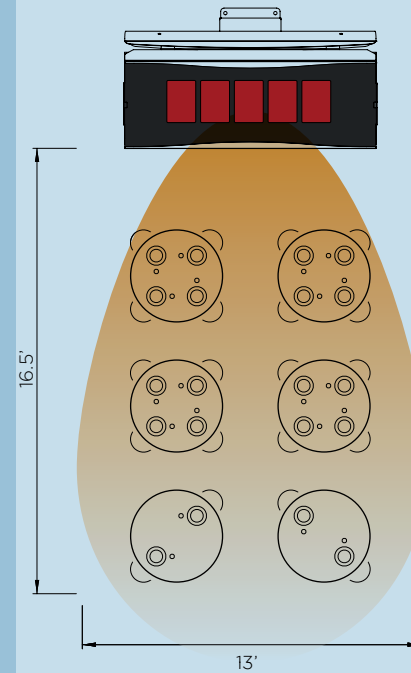
## WALL BRACKET



# HEATING REACH

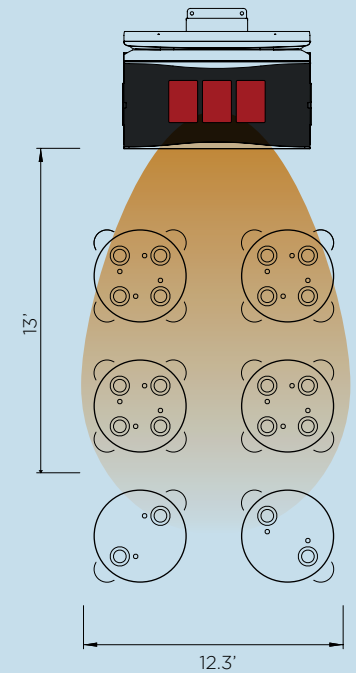
Creating ideal comfort levels, Bromic heaters offer a variety of heat distribution options to suit your outdoor heating needs.

## 500 SERIES



HEATING APPROXIMATELY 215FT<sup>2</sup>  
39,800 BTU HEATING POWER

## 300 SERIES



HEATING APPROXIMATELY 160FT<sup>2</sup>  
23,600 BTU HEATING POWER

## CONTROL OPTIONS



ON | OFF CONTROL

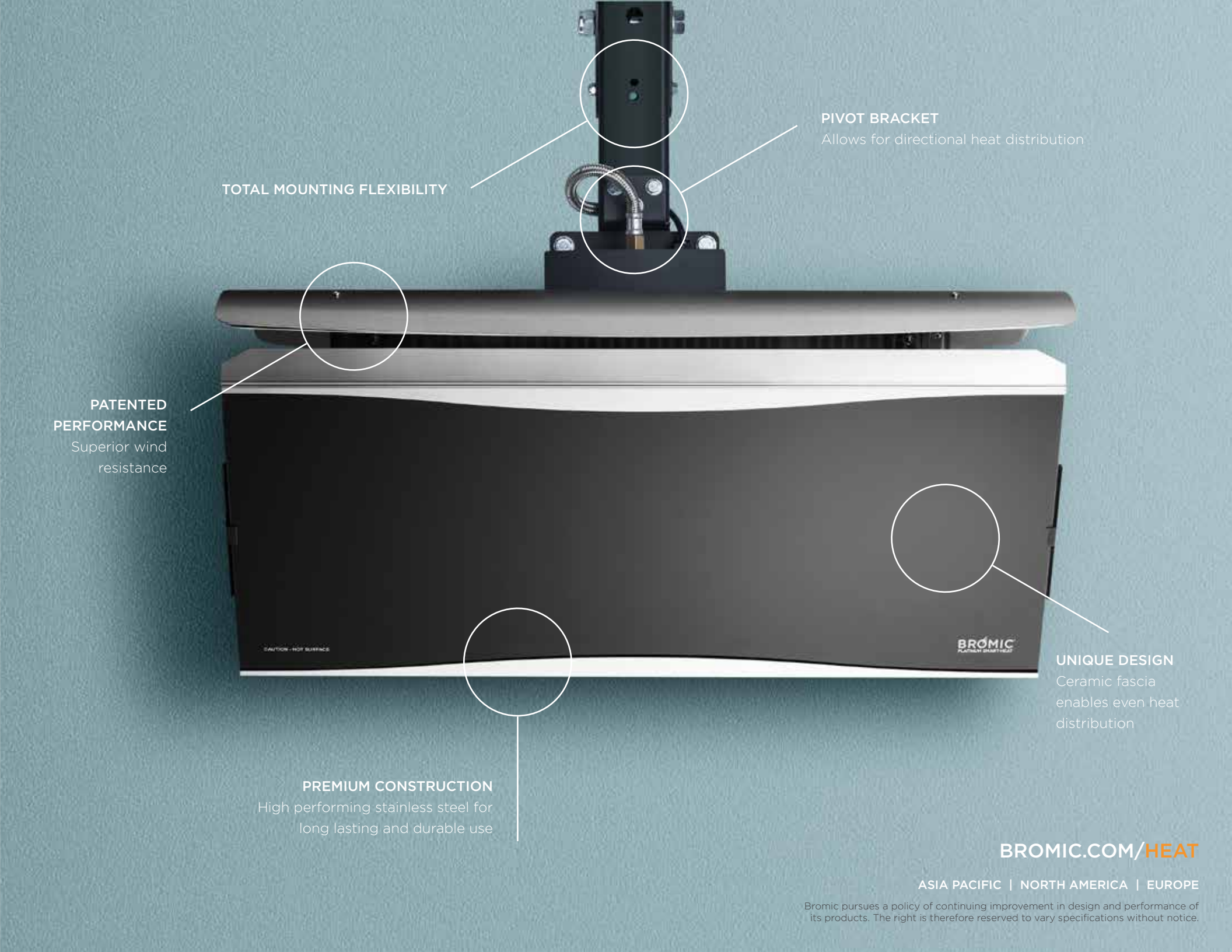


MASTER REMOTE



EXTEND THE BOUNDARIES OF INSIDE SPACE,  
BY INCLUDING THE OUTDOORS. CONTROL  
THE CLIMATE IN YOUR NEXT PROJECT WITH  
BROMIC SMART-HEAT™.





**PIVOT BRACKET**  
Allows for directional heat distribution

**TOTAL MOUNTING FLEXIBILITY**

**PATENTED PERFORMANCE**  
Superior wind resistance

**UNIQUE DESIGN**  
Ceramic fascia enables even heat distribution

**PREMIUM CONSTRUCTION**  
High performing stainless steel for long lasting and durable use

**BROMIC.COM/HEAT**

ASIA PACIFIC | NORTH AMERICA | EUROPE

Bromic pursues a policy of continuing improvement in design and performance of its products. The right is therefore reserved to vary specifications without notice.